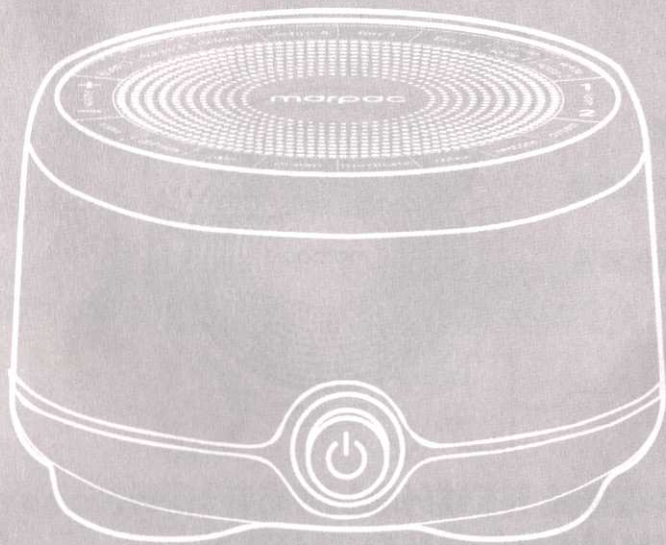


marpac

WHISH



IMPORTANT SAFETY INSTRUCTIONS

PLEASE READ ALL INSTRUCTIONS

This appliance has a polarized plug (one blade is wider than the other). To reduce the risk of electric shock, this plug is intended to fit in a polarized outlet only one way. If the plug does not fit fully in the outlet, reverse the plug. If it still does not fit, contact a qualified electrician. Do not attempt to defeat this safety feature.

While not required, we do recommend use of a surge protector if your electricity is prone to fluctuations in current.

If the supply cord is damaged, it must be replaced by the manufacturer, its service agent, or similarly qualified persons in order to avoid a hazard.

WARNING: Do not open the housing. Refer servicing to qualified personnel only. Do not use if any part of the unit or power cord is damaged. For indoor use only. Do not expose unit to water, rain, or moisture. Do not expose this unit to dripping or splashing, and never spill liquids on this device. NEVER use this device in a kitchen, bathroom, or near a swimming pool.

DISPOSAL: Do not dispose of these items with your normal household waste. Follow local regulations for safe disposal. To prevent possible harm to the environment, recycle this device responsibly.

NOTE: In the event of an AC power interruption/outage (loss of household power, unplugging the unit to move it to a different location, etc.), the Whish will stop operating. When AC power is restored and the Whish unit is turned on again, the Whish will automatically default to the "Fan 1" setting. It will be necessary to reset the Whish to your preferred sound setting upon restoration.

IMPORTANT INFORMATION FOR CORD-CONNECTED APPLIANCES

A polarized plug will not fit into a nonpolarized receptacle, so it's necessary to have a qualified electrician install a polarized electrical receptacle. Do not operate this sound machine if it has a damaged cord or plug. Discard the product or return to an authorized service facility for examination and/or repair. Do not run the machine's cord under carpeting. Do not cover the cord with throw rugs, runners, or similar coverings. Do not route the cord under furniture or appliances. Arrange your machine so that its cord is away from high-traffic areas, and where it will not be tripped over.

CAUTION!

The appliance can be used by children aged from 8 years and above, and persons with reduced physical, sensory, or mental capabilities or lack of experience and knowledge, if they have been given supervision or instruction concerning use of the appliance in a safe way and understand the hazards involved. Children shall not play with the appliance. No user maintenance is required.

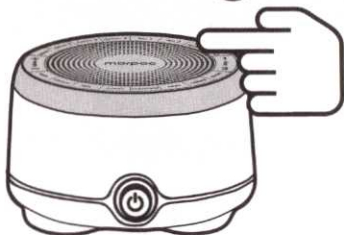
USING YOUR WHISH SOUND MACHINE



1 PLUG IT IN



2 TURN IT ON

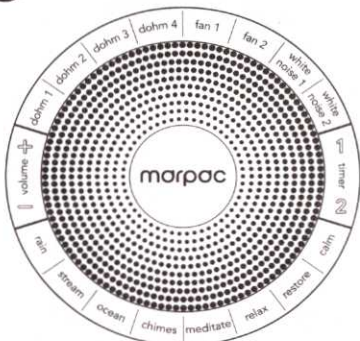


3 ADJUST YOUR SOUND

VOLUME

+ Increases the volume

- Decreases the volume



TIMER

1 = 6 hours of runtime

2 = 8 hours of runtime

As with any quality electronic audio equipment, extreme settings of volume should be avoided to prevent sound distortion or diminished sound quality.

POWER CONNECTIONS AND PARTS INFORMATION

PLEASE PERFORM IN SEQUENTIAL ORDER AS LISTED

Fully insert the micro USB plug of the power supply transformer into the back of the Whish unit.

Plug the power supply transformer into a standard 120 VAC household electrical outlet. Please note that the power supply transformer has a polarized plug (one blade is wider than the other). To reduce the risk of electrical shock, this plug is intended to fit in a polarized outlet only one way. If the plug does not fit fully in the outlet, reverse the plug. If it still does not fit, contact a qualified electrician. Do not attempt to defeat this safety feature.

To protect your Whish from damage caused by electrical power spikes, we recommend the use of a surge protector.

FCC NOTICE

This device complies with Part 15 of the FCC Rules. Operation is subject to the following two conditions:

- (1) This device may not cause harmful interference.
- (2) This device must accept any interference received, including interference that may cause undesired operation.

WARNING: Changes or modifications to this unit not expressly approved by the party responsible for compliance could void the user's authority to operate the equipment.

NOTE: This equipment has been tested and found to comply with the limits for a Class B digital device pursuant to Part 15 of the FCC Rules. These limits are designed to provide reasonable protection against harmful interference in a residential installation. This equipment generates, uses, and can radiate radio frequency energy and, if not installed and used in accordance with the instructions, may cause harmful radio interference.

However, there is no guarantee that interference will not occur in a particular installation. If this equipment does cause harmful interference to radio or television reception, which can be determined by turning the equipment off and on, the user is encouraged to try to correct the interference by one or more of the following measures:

1. Reorient or relocate the receiving antenna.
2. Increase the separation between the equipment and receiver.
3. Connect the equipment to an outlet on a circuit different from that to which the receiver is connected.
4. Consult the dealer or an experienced radio/TV technician for further help.