




Using Kanopy on Chromebook



Kanopy is a collection of movies. Each month you can borrow a total of 10 items. Items are automatically returned at the end of their loan period.

Loan period: 3 days

Kanopy can be used on:

- Android mobile devices
- Apple mobile devices
- Amazon Kindle Fire devices
- Desktop or laptop computers (Windows, Mac and Chromebook)
- Streaming media players (Roku, Amazon Fire TV, Apple TV)

How to set up Kanopy:

- 1) Go to the Google Play Store and find the Kanopy app (it is free). Download and install it.
- 2) Open the Kanopy app. If you already have a Kanopy account, click the "Log In" button and enter your e-mail address and password; otherwise, click the orange "**Get Started**" button.
- 3) Click the orange "Find Library" button. Search by zip code **46168**. From the search results, select **Plainfield-Guilford Township Public Library**. Click the orange "Select This Library" button to confirm.
- 4) Enter the number that's on the back of your Plainfield library card and click the orange "Next" button.
- 5) Enter your name, e-mail address and password, then click the orange "**Sign Up**" button.
- 6) Check your e-mail account for a message from Kanopy (you may need to check your spam folder). Click the link in the message to verify your e-mail address. Then you can begin using Kanopy.

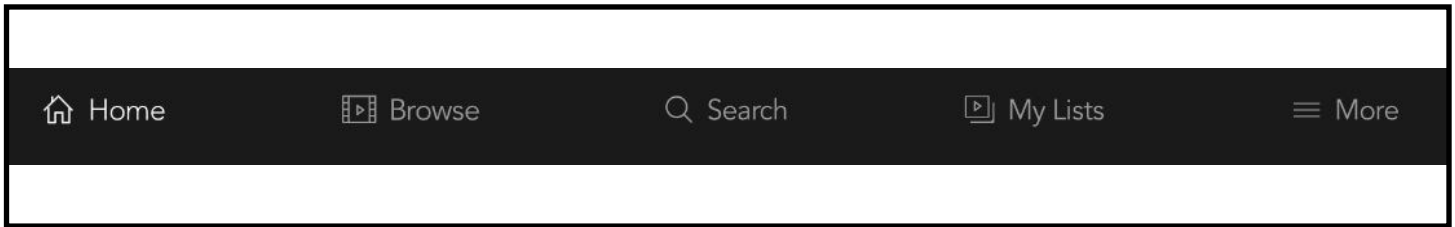

(continued on next page)



Plainfield-Guilford Township
Public Library



Using Kanopy on Chromebook



How to navigate Kanopy:

There is a menu bar at the bottom of the screen to help you navigate Kanopy:

—**Home**—The homepage for the entire collection.

—**Browse**—Browse by subject (documentaries, education, etc.)

—**Search** —Search for a specific item.

—**My Lists**—Has tabs for **Continue Watching** (items you currently have checked out) and **My Watchlist** (items you've bookmarked).

—**More**—Has your account settings, including your library “membership” and Kanopy Kids.

How to borrow an item:

- 1) Browse or search to find an item you want.
- 2) Click on an item to see its details. Click on the orange triangle (in the shape of a play button) to borrow it. It will automatically begin playing.
- 3) The number of your remaining borrows for the month will be updated in the upper right of the Kanopy screen.